

QUILT SCRAPS

Visit us on [Facebook](#) and <https://amqg.wildapricot.org/>



May 2024

Board Meeting:
Tuesday
May 28th, 2024
6:30 pm
Zoom Meeting
All are welcomed.

Guild Meeting:
Meet the Members
Tuesday May 7th
6:30 pm Hybrid meeting
at Quilt Works
Bring your gallon bag of
scraps!

Longarm group
First Saturday 9:30am-11am
Saturday Sew Day
Second Saturday 1pm-4:00pm
Zoom Meeting
Paper Piecers
First Sunday 1pm-4pm

Announcements

The ABQMQG Annual Calendar will be available for purchase both at Destash and online. We have 18 beautiful quilt submissions for the calendar. The plan is to take pictures of the quilts in Old Town. We will need volunteers to help with the project. Sign-up at the May meeting.

Do you want your services advertised in the newsletter and on the Guild's website? Please email your Name/Business name, service, phone number, email, and website to sewodysey@gmail.com.

There will also be a sign-up sheet at each meeting. It will look like this:

Heidi Aker
Creative Quilting, LLC
702-606-6146
Email: heidi@creativequiltingbyheidi.com
Website: www.creativequiltingbyheidi.com

MEMBER CLASSIFIED ADS

This is a new feature for those wishing to sell items they create. For members only, items should be priced \$25+. Please include a picture. Send to sewodysey@gmail.com by the 15th.

Destash is August 31st. Volunteers are needed for planning, the guild table, donations collection, and set up.

Upcoming Events

May (H) - Lemonade and conversation – about cleaning our sewing machine by Ryan Strauss. *Scrap Exchange*

June (H) - UFO Trunk show (Members bring a UFO finished or not for show and tell) – Discuss organization and tips to finish them.

In town Quilt Retreat. June 22 – 23. Teacher will be Liz Whitehead. Lunch, snacks and drinks will be provided.



Letters From the Board

It's been said, "April showers bring May flowers!" Indeed, May does transform our gardens into bright colored tapestries. As you stroll outside, vibrant blooms captivate your senses, sparking the flame of creativity that lies within. Florals, with their enchanting allure, are a beloved fabric choice, often leaping out from shelves or our collections, eager to be transformed. Which fabric do you treasure most for your creations?

Riding the wave of inspiration generated at Lib's Elliott's incredible workshop, we are thrilled to announce our inaugural NM MQG Quilting Retreat at Quilt Works on June 22nd and 23rd. It's time to weave our collective creativity into tangible beauty, exploring the many textures and colors of the fabric world. This retreat is your invitation to indulge in the art of sewing, while surrounded by the warmth of laughter, new friendships, and the exhilaration of discovery. With each stitch, we'll share stories and create memories, all while enjoying catered lunches to fuel our creativity. Dive into a space where your artistry can blossom. Secure your spot online and unwrap the full tapestry of details on page 10.

This May, we encourage you to immerse yourself in the season's joy. Frolic barefoot in the grass, gather fresh blooms, explore new fabrics, and always remember to "bloom where you are planted." Try one of these 14 free spring theme [quilt patterns](#) to get you in a happy Spring mood. Enjoy the short story below!

-Your Board Members-

The Tale of Misused Scissors

In a quaint, sunlit sewing room adorned with jars of colorful buttons and bolts of vibrant fabric, a tale of domestic drama unfolds. Ella's quilting studio, a sanctuary of creativity, is the workshop of a skilled seamstress known for her exquisite handmade quilts and charming children's clothing. Her husband, Tom, also known as the absent-minded professor, shares the home with Ella but he rarely encounters a need to cross the threshold of Ella's sanctuary.



One fateful afternoon, Tom, in the throes of finalizing a last-minute presentation, discovers his desk is without a pair of scissors. Desperation leads him to Ella's sacred sewing room, where he spies the gleaming shears, known among the crafting circles as the fabric scissors, lying atop a floral-patterned fabric. Ignorant of the cardinal rule of sewing—"Thou shalt not use fabric scissors on paper"—he seizes them in his moment of need.

As the scissors slice through paper, a silent alarm echoes through the crafting cosmos, a breach of the unspoken oath. Tom spent the afternoon cutting all sorts of items for his presentation. Meanwhile, Ella, returning from a fabric hunting expedition, sensed a disturbance in the cosmos. Upon discovering the crime, her initial shock gave way to a teachable moment.

Rather than fury, Ella chose the path of enlightenment. She explained to Tom the significance of the fabric scissors, tools honed and specially designed for the delicate art of cutting fabric, are now dulled by the coarse fibers in the paper. She speaks of the careful maintenance these scissors require, the respect they command, and the tradition they uphold in the crafting community.

Tom, now educated in the lore of the sewing room, vows to uphold the sanctity of the fabric scissors. Together, they embark on a quest to restore the scissors to their former glory, involving a journey to the local craft store and an amusing interaction with a bewildered clerk familiar with the gravity of their mission.

In the end, the scissors were sharpened, and peace was restored. The incident becomes a cherished anecdote, a story of love, learning, and the importance of respecting special tools and passions. Tom and Ella, drawn closer by the ordeal, continue to navigate the adventures of life and crafting, their bond strengthened by the tale of misused fabric scissors.

History

Quilt History

Quilting is a revered artform with history spanning thousands of years, tracing its roots to ancient Egypt and the Middle East. These artworks held such value that quilts were once accepted as currency and exchanged to celebrate important events or solidify alliances. More than just practical items for warmth, quilts are a blend of functionality and aesthetics, featuring intricate patterns and delicate embroidery.

Remarkably, the "Giant Quilt of Nottinghamshire" holds the record for size, spanning over 17,000 square feet, a testament to the craft's dedication and skill. Quilting also offers therapeutic benefits, offering a calming, mindful experience and an outlet for self-expression and emotion processing.

Historically, quilting served as a secret communication tool for runaway slaves on the Underground Railroad in the United States. Using patterns as codes, these guides aided slaves seeking freedom. The tradition of quilting transcends cultures, with unique styles worldwide, and often becomes a familial legacy, passing from one generation to the next, embedding stories and memories.

Quilting has long been a communal activity, bringing people together in circles and groups for collaboration, learning, and friendship. While deeply traditional, quilting has not been left behind by technology; modern quilters utilize computerized sewing machines, design software, and digital fabric printing to push creative boundaries.

In essence, quilting is a celebration of creativity, heritage, and communal ties, a craft that weaves together artistry and history, inviting both seasoned and novice quilters to partake in its storied and vibrant legacy.

Pioneering quilt artist and author dies at 93.


Faith Ringgold, born 1930 in Harlem, New York, is a painter, mixed media sculptor, performance artist, writer, teacher, quilter, and lecturer. She received her B.S. and M.A. degrees in visual art from the City College of New York in 1955 and 1959. Professor Emeritus of Art at the University of California in San Diego, Ringgold has received 23 Honorary Doctorates. During the early 1960's Ringgold traveled in Europe. She created her first political paintings, The American People Series from 1963 to 1967 and had her first and second one-person exhibitions at the Spectrum Gallery in New York. In the early 1970's Ringgold began making tankas (inspired by a Tibetan art form of paintings framed in richly brocaded fabrics), soft sculptures and masks. She later utilized this medium in her masked performances of the 1970's and 80's. Although Faith Ringgold's art was initially inspired by African art in the 1960's, it was not until the late 1970's that she traveled to Nigeria and Ghana to see the rich tradition of masks that have continued to be her greatest influence. She made her first quilt, Echoes of Harlem, in 1980, in collaboration with her mother, Madame Willi Posey. The quilts were an extension of her tankas from the 1970's. However, these paintings were not only bordered with fabric but quilted, creating for her a unique way of painting using the quilt medium. Ringgold's first story quilt Who's Afraid of Aunt Jemima? was written in 1983 as a way of publishing her unedited words. The addition of text to her quilts has developed into a unique medium and style all her own. Check out her work at www.faithringgold.com



May Birthdays

Every Birthday is a time to Celebrate!
Reach out and send good wishes to
our quilters with birthdays this month!

Kathy McLaren
Lisa Pries-Linn
Pam Glasser
Catherin Silling
Pam Zunno
Betsy Gunter
Anne Mae Gold
Deborah Joyner
Joan Moyer
Neida Courtney



Welcome New Members



Welcome to our
quilt family!

Peggy Butzer
Dominique Perez



Newsletter

Editor: Judie Pokakaa
Dale Jarvis

Please send:

Articles

Photos

Group Updates

Member Ads

Special Events

to

SewOdyssey@gmail.com

By the 15th of
the month

Quilting Tidbits

- The term 'quilt' originates from the Latin 'culcita,' meaning a cushion or mattress. The word first appeared the English language around 1250AD.
- Ancient Egyptians created the 1st quilted clothing. Dated 5,500 years ago, around 3500 BC, it depicts the First Dynasty Pharaoh clad in a quilted mantle.
- The world's oldest quilt in existence is the Tristan Quilt located in the [Victoria & Albert Museum](http://www.vam.ac.uk). The museum Located in London, UK. It is believed this quilt was fabricated between 1360 and 1400 AD. <https://collections.vam.ac.uk/item/O98183/the-tristan-quilt-bed-cover-unknown> .
- The world's largest historical quilt is located in Antler, North Dakota. The 11,390 square feet. quilt depicts the state as a colorful map. More info here: www.antlernd.com/AntlerHistory/Quilt
- The largest patchwork quilt measures 270,174 square feet. It is called Manta da Cultura (Patchwork for Culture) and was made in 2000 by Realizar Eventors Especialis in Porto, Portugal. www.vercalendario.info/en/what/guinness-records-for-largest_patchwork_quilt.html

Community Service

Be My Eyes

This is a downloadable app for smartphones. Visually impaired people call, and you assist them with things like sorting items, counting money, or finding an item. You should expect to get a few calls a month.

Ronald McDonald House

The House provides quilts to all the kids who stay at the house even if they are not the child in the hospital. They are very low on baby blankets. Judie will be donating blankets all year long. If you can make a baby blanket or quilt, please bring it to the next hybrid meeting in May.

Ryan's Case for Smiles

Bring Pillowcases to the monthly meetings. Donations are made monthly to UNM Children's Hospital. Other needed items are quart size Ziplock bags. See website: <https://caseforsmiles.org/new-mexico/>

Coordinator: Judie Pokakaa

Meet our May Meeting speaker!

Ryan Strauss

Ryan's Sewing and Vacuum Center takes pride in being a locally-owned family business, established in 2007 by Ryan and Diane Strauss. Boasting over 40 years of experience in Albuquerque, we stand as prominent figures in the Sewing and Vacuum Repair Industry. Our commitment to excellence drives us to offer stellar service, the finest quality products, and the most competitive prices.

At Ryan's, we're dedicated to delivering "The Ryan's Experience" to each customer who comes through our doors. The adventure begins the moment you purchase your next sewing machine from us! Enjoy complimentary training and classes, lifelong in-store discounts on accessories, and the assurance of factory-trained warranty technicians. Rest easy knowing your machines are safe and in expert hands. Ryan has you covered!




Ryan and his crew!



The ABQ MQG Book Club

Please share your creative projects by uploading them to Instagram with hashtag #ABQMGGBookclub, and don't forget to bring them or upload them for Show and Tell. Happy reading and crafting!

(We are looking for a member to host a monthly Zoom meetup for the book club.)



[Get it here](#)

Kindle and paperback




Quilter Hadley Carroll thinks her life can't get any worse after being demoted from reporter to newspaper courier and having her fiancé, Matt Ackerman, dump her without explanation. But then, while chucking a sack of newspapers into the Ohio River in Paducah, Kentucky—known as Quilt City—she finds Matt's body snagged under the transient dock. She knows she'll never find peace if she doesn't figure out why he left her and who killed him, so she gets to work.

As QuiltWeek Paducah, the largest quilting event in the world, approaches, then fills the small town with 30,000 textile connoisseurs, quilters turn up dead. Paducah's mayor tries to instill calm as citizens panic, protests flare up, and visiting quilters flee by the thousands.

Despite grieving the loss of Matt, Hadley perseveres, strengthened by her troubled upbringing, and aided by her weekly quilting group. She uses her investigative skills and impressive intellect to solve the murders, to bring peace back to her hometown, and to get a good night's sleep—finally.

I love holding a book. However, sometimes it is just easier to download it. This is a cover for you Kindle, Nook, or iPad. This was found on maidenjane.com. She has many other fun tutorials.

Get the tutorial [here](#).



- Every art-inspired quilt concept is divided into 4 chapters: Use of Line, Use of Color, Use of Motif, and Use of Text. Each of these chapters contains 3 projects and is generously outlined with illustrations and 2 alternate design options.
- Includes expert information on color, fabric selection, inspiration, and mood boards.

This book is a must-have for a reader who's inspired by modern design and loves to sew. Inside, the reader will find 12 projects derived from 20th-century art movements. To set the context, each project begins with an engaging overview of its historical period. The author then expertly guides your reader through the process of creating and personalizing an innovative quilt using 4 aesthetic elements: line, color, motif, and text. A comprehensive appendix and in-depth information on tools and finishing techniques round out this inspiring book. Get it [here](#) or in the Guild Library.

Recipe

In honor of Cinco de Mayo

Bunuelos (Cinnamon-Sugar Crisps)

Ingredients:

½ cup sugar
1 teaspoon
6 (8-inch) flour tortillas, Whole or cut into shapes



Directions:

On a plate, mix the sugar and cinnamon. In a medium, heavy-bottomed saucepan, add enough oil to come halfway up the sides of the pan. Heat over medium-high heat until a deep-frying thermometer, inserted in the oil, reaches 350 degrees F. (If you do not have a thermometer, test the oil with a piece of tortilla, which should sizzle when it touches the oil and should brown in about 2 to 3 minutes.) One by one, fry tortillas until golden brown. With a slotted spoon, transfer the crisps to paper towels to drain. While still warm, transfer to cinnamon-sugar mixture, turn to coat and serve.

Add ice cream and fruit for a great dessert. These are also good with a fruit dip.

Simple Guacamole

Ingredients:

2 ripe avocados, peeled, pitted and diced
1/4 cup chopped fresh cilantro leaves
1 serrano chile, seeded, deveined and finely chopped
1 lime, juiced
1/2 white onion, chopped
Pinch Kosher salt
Tortilla chips or fresh veggies, for serving.



Directions:

In a medium mixing bowl, add the diced avocados and mash with a fork until smooth but still chunky. Add the cilantro, chiles, lime juice and onion and mix to combine. Season with salt. Serve with tortilla chips or fresh veggies, etc.

Guacamole goes great with chopped vegetables, chips, or any of your favorite dipping items!

ABQ MQG In Town Retreat

First RETREAT for the 2024 quilting year.

Date: June 22-23, 2024.

Please join us for a weekend of QUILTING, QUILTING, EATING, SOCIALIZING and QUILTING? Want to do that AND sleep in your own bed at night and have lunches and snacks included? Join us for our In-Town Retreat. Set up Saturday morning, sew, eat lunch, sew, and socialize, sew, go home to your own bed to dream sweet dreams. Return Sunday and do it all again.

Day 1: Liz Whitehead will teach. Pattern to be announced.
Day 2: Finish quilt top from day one, UFO, and Quilt demonstrations.
How to Register: An email will be sent out for registration.
The cost: \$100 for members; \$150 non-members.
Location: Quilt Works - 11105 Menaul Blvd NE, Albuquerque, NM 87112
Hours: Saturday 10:00 am-5:00 pm; and Sunday 10:00 am-5:00 pm.

Let's have fun and build friendships!

Fiber Arts

And the winner is:

My I Have This Dance?



Michelle won Best of Show the Viewer's Choice award.

Big 5 Plus




Vickie Conley won 3rd place.

Caw -Caw-Caw-Caw!!




Lynda Visage won 1st place in Workmanship

Rainbow Reef




Carol received and Honorable Mention



BOM

By Judie Pokakaa

This month's block is very simple. It can be used as a 9-inch block or put 4 together to make an X.



4 squares 9 X 9 inches
8 squares 4 ¾ by 4 ¾ inches

Sewing:

1. Mark a diagonal line through the center of each 4 ¾" square. You may use a fabric marking pen.
2. Place a 4 ¾" background fabric square in the corner of a 9" square as seen above. Sew along the marked line.
3. Continue sewing a 4 ¾" square to each 9" square – it's faster to chain piece them without cutting the thread.
4. Then turn the long string of squares around and sew a 4 ¾" square to the opposite corner as seen above. Now it's time to cut the threads in between each block.
5. Trim the corners away ¼" past each seam. Save those to make half square triangles for another quilt.
6. Fold the background corners back and press.

Here is a quilt that you can make with this block. It can be made in quarters. The quilt is called Fat Quarter Fancy. The full quilt tutorial can be found [here](http://www.sewshecan.com). This project is from [Sewshecan.com](http://www.sewshecan.com).



Support our Advertisers!



Click [here](#) to shop!
 ABQ MQG affiliate link. Shop
 to support the guild!

**SEW TOGETHER
 QUILT SHOP**

9311 Coors Blvd NW Suite P9
 Albuquerque, NM 87114
 (505) 554-1868
 Open Tuesday-Saturday 10am - 4pm

come see us

We have beautifully chosen fabrics
 and experts here ready to help you
 make your next project special.

- ✂ FABRIC AND BATTING
- ✂ NOTIONS AND PATTERNS
- ✂ LONGARMING SERVICES
- ✂ CLASSES AND EVENTS

FOLLOW US →

- 🌐 sewtogethernm.com
- 📘 Sew Together NM
- 📷 [sewtogethernm](https://www.instagram.com/sewtogethernm)



**The innovator
 who founded
 both the
 Albuquerque
 Modern Quilt
 Guild &
 Hip Stitch has
 done it again!**



Suzanne Kelly

If you're looking for distinctive fabrics -- the kind that other stores don't carry -- then Hip Stitch is your store.

Bringing you the work of local and regional artists on fabric, all the better to make your own creative work that much more special.

The Jen Fox Heritage collection is an exclusive fabric line available ONLY at Hip Stitch, the local fabric store with its own fabric lines.

**If you value innovation and creativity,
 Hip Stitch is YOUR store.**



2320 Wisconsin St., NE ♥ Albuquerque, NM 87110
 (505) 821-2739 ♥ www.HipStitchABQ.com

In Stock Now! Janome machines with stitch regulation!



A.S.R.™ (Accurate
Stitch Regulator)

Continental M17



MSRP: \$19,999
Includes wood cabinet – \$5,000 value!

Continental M8



MSRP: \$9,999

MC 9480QCP*



MSRP: \$5,999
*A.S.R. Available

Find us on
Facebook
Eubank Store
1641 Eubank, NE
Albuquerque 87112
(505)294-6155

Bob's
Sewing & Vacuum
Center
www.bobssewnvac.com

Alameda Store
3551 Highway 528
Albuquerque 87114
(505)897-9782



PFAFF BERNINA



JANOME
Reliability by Design



Advertise your business in Quilt Scraps!

Newsletter Advertising Rates for ABQ MQG Online

Size	Dimensions width X height	1 month	3 months	6 months	12 months
Business Card	3.5X2	\$10	\$30	\$50	\$100
Quarter Page	3.5X4.5	\$20	\$60	\$110	\$200
Half Page	3.5X9.5	\$50	\$150	\$290	\$500
Full Page	7.25X9.5	\$100	\$300	\$550	\$900

Quilt Scrap is published around the 20th of the preceding month (i.e., May is published around April 20th). Our newsletter is public; anyone can access it by going to:

<https://amqg.wildapricot.org/>

The newsletter also emailed to over 300 people a month!

Please email Judie at Sewodyssey@gmail.com

with any questions or to place an ad.